

**Table 1. Countries with DHS Surveys for Two or More Dates
(The Two Most Recent Dates are Shown)**

Country	Dates	Years Spanned	Sample Size		Representation of Youth Cohort	
			First Date	Second Date	Female	Male
Sub-Saharan Africa						
Benin	1996-2001	5	5,491	7,000		
Burkina Faso	1992-1998/99	6	6,354	6,445		
Cameroon	1991-1998	7	3,871	5,501		c
Ghana	1988-1998	10	4,488	4,843		c
Guinea	1992-1999	7	6,065	6,753		
Kenya	1983-1998	10	7,540	7,881		
Madagascar	1992-2002	10	6,260	7,500		d
Malawi	1992-2000	8	4,850	1,322		
Mali	1987-2001	14	3,200	1,281		
Namibia	1992-2000	8	5,421	6,755		d
Niger	1992-1998	6	6,503	7,577		c
Nigeria	1990-1999	9	8,781	9,810		d
Rwanda	1992-2000	8	6,551	1,042		c
Senegal	1986-1999	13	4,415	1,718		d
Tanzania	1992-1999	7	9,238	4,029		
Togo	1988-1998	10	3,360	8,569		d
Uganda	1988-2000	12	4,730	7,246		d
Zambia	1992-2001	9	7,060	8,000		d
Zimbabwe	1988-1999	11	4,201	5,907		d
Near East/N. Africa						
Egypt	1988-2000	12	8,911	1,557		e
Jordan	1990-1997	7	6,461	5,548		d
Morocco	1987-1995	8	5,982	4,753	a	e
Yemen	1991/92-1997	5	5,687	1,041		e
Europe/Eurasia						
Turkey	1993-1998	5	6,519	8,576	b	c,d
Asia						
Bangladesh	1993/94-2000	6	9,640	1,054		c,d
India	1993-1999	6	8,977	9,030		e
Indonesia	1987-1997	10	1,188	2,881		e
Nepal	1987-2001	14	1,630	8,726		d
Philippines	1993-1998	5	1,502	1,398		e
Latin America & Caribbean						
Bolivia	1989-1998	9	7,923	1,118		d
Brazil	1986-1996	10	5,892	1,261		d
Colombia	1986-2000	14	5,329	1,158		e
Dominican Rep.	1986-1999	13	3,885	1,286		d
Guatemala	1987-1998/99	11	5,160	6,021		e
Haiti	1994/95-2000	5	5,356	1,015		
Peru	1986-2000	14	2,534	2,784		e

Notes:

- a. All females on second date only.
- b. Currently married only on first date.
- c. Husbands only on one or both dates.
- d. No males on one date.
- e. No males on both dates.



Full YARH information	
Only for currently married females	

Table 2. Indicators of the Distribution of Youth Across Households

Country (year)	Indicators					
	% of Households with 0 Youth	Youth per Household		% of Youth in Households with...		
		All Households	Households with Youth	No Other Youth	4 or More Youth	Only Youth
Bangladesh (1996)	38.0	1.00	2.63	37.5	13.4	0.9
India (1992)	41.2	1.07	2.59	27.4	17.8	1.0
Indonesia (1994)	49.5	0.82	1.67	35.0	12.0	2.9
Nepal (1996)	44.7	0.95	2.12	31.6	15.0	1.7
Pakistan (1991)	43.1	1.16	2.69	21.4	28.0	0.8
Philippines (1993)	44.7	1.05	2.35	24.2	20.1	1.1
Sri Lanka (1987)	49.8	0.95	1.91	25.3	20.9	0.0
Thailand (1987)	43.6	1.10	2.52	22.9	21.5	3.2

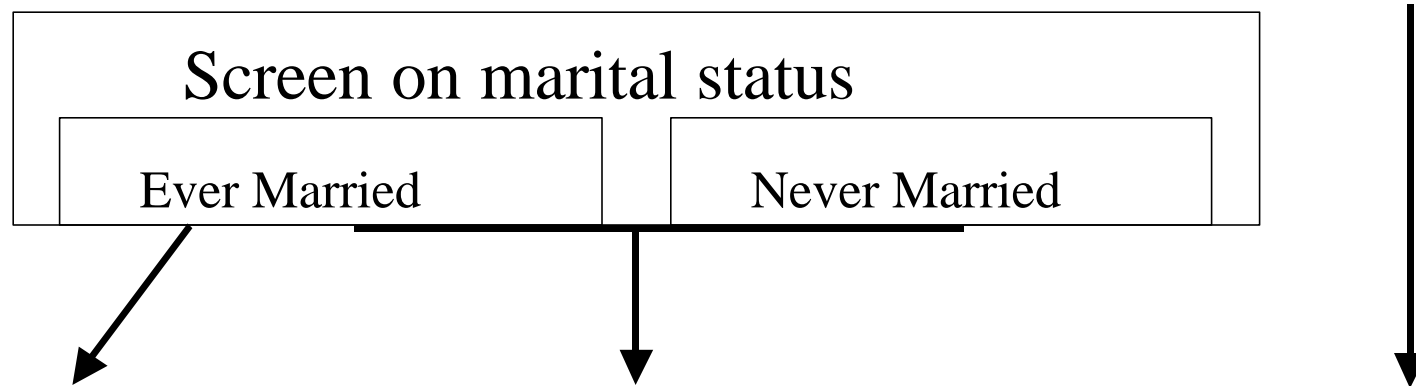
Source: DHS household files

Table 3. FOCUS on Youth Recommended Indicators of Program Intervention Outcomes

INDICATORS (no. of items in parentheses)
Individual Outcome Indicators
Knowledge (4)
Attitudes, Beliefs and Values (2)
Intentions (6)
Self-Efficacy (6)
Skills (2)
Behaviors
Sexual Activity (7)
Sex with Same-Sex Partners (5)
Sexual Abuse, Coercion and Exchange (4)
Contraception and Condom Use (7)
Pregnancy (13)
Sexually Transmitted Infections (8)
Drug and Alcohol Use (11)
Emotions/Behaviors that May Lead to Other Risky Behaviors (8)
Marriage (3)
Parenting (4)
Relationship Outcome Indicators
Peer/Partner Characteristics
Communication and Information from Peers (2)
Perceptions of Peer Attitudes/Behaviors (7)
Partner Relations (8)
Family
Family Dynamics (9)
Family Attitudes, Beliefs and Values (12)
Institutional Outcome Indicators
Religiosity (3)
Education/Schooling (8)

Source: Extracted from Adamchak (2000), Indicator Table IV.

Figure 1. Surveying Youth: Contrasting Approaches



Demographic or KAP approach	YARH approach	DHS approach
<p>*age at union *pregnancy history *birth history</p> <p style="text-align: center;">↓</p> <p>*infer sex before union *infer pregnancy before union</p>	<p>Ever Married Never Married</p> <p>Family background and upbringing School background Work background Peers and social life</p> <p>Dating & related experience including sexual experience Union formation</p>	<p>*ever/when sex *ever/when pregnancy *ever/when births</p> <p>*current union status *union history</p> <p style="text-align: center;">↓</p> <p>*infer sex before union *infer pregnancy before union</p>

Figure 2. Topic: Proximate Contexts and Institutions

(X indicates that one or multiple questions on the topic are asked)

TOPIC	Country	Hong Kong				Taiwan	Indonesia	Philippines		Thailand	
	Date	1981	1986	1991	1996	1994	1998	1982	1994	1990	1994
Proximate Contexts and Institutions											
Media exposure				X	X	X	X	X	X	X	X
Population/sex education			X		X	X	X	X	X		
Family											
Characteristics		X	X	X	X	X	X	X	X		X
Relationships		X	X	X	X	X	X	X	X		X
Friends			X	X	X		X	X	X		X
Dating and courtship		X	X			X	X	X	X		X
Marriage											
Attitudes		X	X	X	X	X	X	X	X		X
Behaviors			X			X	X	X	X	X	
Dormitory/boarding experience								X	X		X

Figure 3. Event Information in the AYARR Surveys

Event: Age at...	Country									
	Hong Kong		Philippines		Thailand		Indonesia		Nepal	
puberty	M	F	M	F	M	F				F
left school	M	F	M	F	M	F			M	F
first crush			M	F						
first admired			M	F					M	F
first boy/girlfriend			M	F	M	F	M	F		
first date	M	F	M	F						
first kissed	M	F								
first cohabitation			M	F					M	F
first marriage	M	F	M	F	M	F	M	F	M	F

Event Information in the AYARR Surveys (continued)

Event: Age at...	Country									
	Hong Kong		Philippines		Thailand		Indonesia		Nepal	
first pre-marital sex	M	F	M	F	M	F	M	F	M	F
first sex	M	F	M	F	M	F	M	F	M	F
first sex with CSW	M		M		M					
first pregnancy		F		F				F		F
first birth						F		F		F
left home	M	F	M	F	M	F			M	F
first work	M	F			M	F			M	F
first smoked			M	F	M	F	M	F	M	F
first drank			M	F	M	F	M	F	M	F
first used drugs			M	F	M	F	M	F		